ACTi Corporation

Introduction

Taiwan, Q4 2023

Contents

Introduction

- Company Overview
- 3 Keys to Success together with ACTi
- Vertical Market Solutions
- Successful Projects

Products & Solutions

- Solutions Overview
- Camera Technologies
- Cameras
- VMS Technologies & Core Features
- Standalone NVR Servers
- Central Management System

Work with ACTi

- ACTi Project Planner
- Project Support
- Become a Member

Introduction

Company Overview

Name: ACTi Corporation

Incorporation Date: 2003

Headquarters: Taipei, Taiwan

Product Development
Manufacturing
Customer Service
Technical Support

US Headquarters: Irvine, California

Customer Service
Technical Support
Warehouse

Core business: End-to-End video surveillance solution provider

Core technologies: IP hardware, software, video analytics.

3 Keys to Success together with ACTi

1. Specifications

Wide range of products with very competitive specifications.

Cameras: 12MP, analytics, customized cameras

NVR: up to 256 channels, 144 channel live view, redundancy

CMS: up to 200 000 channels

NDAA and more ...

2. Quality

ACTi shows the excellent video quality proof directly online at www.acti.com/videoclips

3. Price

Extremely competitive price for given high quality.

3 Keys to Success together with ACTi

Success with ACTi

Combining the advantages of having great Specifications, Quality, Price and End-to-End Solution AT THE SAME TIME, allows you to:

1. Have higher win rate of the projects

2. Maximize your profit margin with minimum risks

3. Have higher success with POC and UAT thanks to ACTi assured unified end-to-end solution.

3 Keys to Success together with ACTi

The Challenges of Other Manufacturers

1. The brands offering good prices usually lack quality or their specifications do not help you win projects.

2. The full solution consists of multiple manufacturers and their mutual integration is not guaranteed. When issues happen, difficult to share responsibility.

ACTi
Connecting Vision

Vertical Market Solutions





ACTi
Connecting Vision

Successful Projects

View all ACTi Successful Project Reference

Octapharma Plasma	Paine College	Paulding County School District
Pilkington North America	Riverside Community School District	Robert Morris University
Schreiber Foods	Stubenville Schools	TATA Group
TOTAL OIL	TOUS les JOURS Bakery	Tulsa ISD

http://reference.acti.com/

Products & Solutions

Solutions Introduction

End-to-End Solutions

For video surveillance related projects ACTi can provide the complete end-to-end solution, consisting of:

- Cameras & Accessories
- NVR
- Storage
- CMS
- TV Wall
- Redundancy Systems
- Backup Systems
- Desktop and Mobile Client Applications
- System Health Management
- Video Analytics

Solutions Introduction

Benefits of ACTi Solutions

1. Complete solution with wide range of choices:
   A. All types of cameras (box, bullet, dome, PTZ, multi-imager, cube, zoom cameras, covert cameras)
   B. Flexible NVR options – Windows-based and Linux-based, from 4-256 channels.
2. Single contact for sales services and fulfillment
3. Single contact for technical support

Solutions Introduction

The Challenges of Other Manufacturers

1. **Pricing.** The total solution price will be high when the solution consists of 2 or more manufacturers' products. Example: One VMS brand and one camera brand combined.
2. **Integration.** Very difficult to deal with the product integration issues – three-way communication.
3. **Troubleshooting.** When post-installation issues occur, it will sometimes be difficult to determine which of the manufacturers is responsible. Technical support overhead.

ACTi
Connecting Vision

Solutions Overview

Cameras

- ACTi Cameras Demo
- ACTi IVS Cameras
- ONVIF Cameras

Services

- POS Integration Demo
- Access Control Integration Demo
- Integration with Other Services
- Customization Service

Control Center

- TV Wall
- Central Management System Demo

NVR & Access Control

- Standalone NVR
- Software NVR Demo
- Access Control

Market Application Suite

- MAS - Operation Management
- MAS - Business Intelligence

Video Analytics

- IVS Server

Client Application

- Mobile Client
- Workstation
- Customized Client

Camera Technologies

High Resolution +
Super Wide Angle
& Fisheye

High Resolution +
High Auto Focus Zoom

High Resolution +
Covert/Pinhole

H.265 HEVC

12MP

PTZ

Super Low Light

Adaptive IR

WDR Extreme

Fisheye

Covert

v2

ACTi
Connecting Vision

Camera Series

		Example
Y	Analog, Excellent Price	Y71
Z	Excellent Price	Z98
A, E	Specifications, Quality and Price	A425
Q	Special Applications	Q113
B	Superb Quality, Easy to Install	B76A
I	Mission Critical Project Models	I98

Camera Types

		Example
1	• Cube / Covert	Q115
2	• Box / Varifocal Box / Zoom Box	A29
3	• Fixed Bullet / Mini Bullet	Z38
4	• Varifocal / Zoom Bullet	A46
5	• Indoor Fixed Dome & Fisheye / Hemispheric	B511A
6	• Indoor Varifocal / Zoom Dome	E67
7	• Outdoor Fixed Dome & Fisheye/Hemispheric	B76A
8	• Outdoor Varifocal/Zoom Dome	Z87
9	• PTZ/Speed Domes & Mini Domes	I98

Analog Cameras

Type	Analog Mini Bullet	Analog Dome
In/Out	Outdoor	Outdoor
Lens	Fixed focal	Fixed focal
2MP	Y31	Y71
5MP	Y32	Y72

Box Cameras

Type	Micro Box	Box			Zoom Box
In/Out	Outdoor	In/outdoor		Outdoor	In/Outdoor
Lens	Fixed focal	Fixed focal	Varifocal	Fixed Focal	Zoom
Zoom ratio					36x
2MP	Q22*, Q22-K1*		E217, A29	E23	I29
3MP					B26
5MP			A213		

* Day mode only

Bullet Cameras

Type	Mini Bullet	Zoom Bullet		
In/Out	Outdoor	Outdoor		
Lens	Fixed focal	Zoom		
Zoom ratio		2.8/4.3/5x	10x	22/30/36x
1/1.3MP			B44	
2MP	Z32, Z38	Z48, A425	E417	I42
3MP		A41, A415, A49	B412	
4MP	Z39, A310, A313	Z49, A416, A422		Z411
5MP	Z315	A426, A46	B419	
6MP	A314	A423		
8MP	Z37, Z310	Z47, A421		

Fixed Dome Cameras

Type	Mini Dome		Dome		Hemispheric Dome	
In/Out	Indoor	Outdoor	Indoor	Outdoor	Indoor	Outdoor
Lens	Fixed	Fixed	Fixed	Fixed	Fixed	Fixed
2MP	A95	E936*, Z97, E933		Z73		
3MP		E99M*, E918* E928				
4MP		Z98		Z71, Z72, A71, A76		
5MP	E93*, E96(FE)*	E925(FE), Z715	E54	Z75		A713
6MP				A77	B57	
8MP		Z714				B74A
10MP	E97*					
12MP					B511A	B76A, A711

* = Day only; (FE) = Fisheye

Zoom Dome Cameras

Type	Zoom Dome			
In/Out	Indoor		Outdoor	
Lens	Zoom		Zoom	
Zoom ratio	3x	4.3x	2.4x/3x	4.3x/4.4x/5x
1.3MP	B64			
2MP			B83, B85	Z81, Z85, A83, A85
3MP		E618		A815
4MP				Z82, Z86, Z87, A811, A820
5MP			B81	A826, A86
6MP				A818, A821
8MP				Z810, A817
10MP				E816

PTZ Cameras

Type	Mini PTZ	Speed Dome						
In/Out	Outdoor	Indoor	Outdoor					
Zoom ratio	10x	30x	20x/22x	25x	30x	33x	36x	40x
2MP		B934	B916		I96	I98(IR)	I915(IR)	A956(IR)
3MP	B911	B923					B915(IR)	
4MP				Z952(IR)		Z956		
5MP	B912						B928(IR)	
8MP			A950(IR) A952(IR)	Z954(IR)				

(IR) – Built-in IR LED

Cube & Covert Cameras

Type	Cube	Fisheye Cube	L-Shape Pinhole Covert
In/Out	Indoor	Indoor	Indoor
Lens	Fixed	Fixed	Fixed
1MP	E11, E11A		
1.3MP	C11W		
2MP			Q113
3MP	E17		
5MP	E13A, E19*		Q115
10MP	E14	E16	

* Coming soon

Covert Camera Installation Options

Surface Mount
(outside the wall)

Tilted Mount
(outside the wall)

Wall Mount
(inside the wall)

Q113
Q115

Disguise Mount
(Height-Strip)

Multi-Imager Cameras

Q450

8MP Multi-Imager 180 Degree Bullet

- 8 Megapixel
- Day & Night with Superior Low Light Sensitivity and Adaptive IR LED
- Fixed Lens with f2.8mm/F1.6
- Superior WDR
- H.265 Compression
- Super wide angle
- Event trigger, response and notification

Q75

20MP Outdoor Multi-Imager 180 Degree Dome

- 20 Megapixel
- Day & Night with Superior Low Light Sensitivity and Adaptive IR LED
- Fixed Lens with f5.5mm/F1.8
- Advanced WDR
- H.265 Compression
- Super wide angle

VMS Technologies & Core Features

Visual Tracking

- Move between adjacent cameras and follow an object of interest across the property.

eMaps & Live Maps

- Intuitively navigate through the camera system

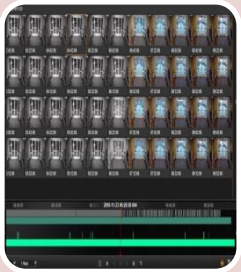

Thumbnail Search

- Display large intervals of video in thumbnails to narrow down to a specific event

Smart Search

- Specify an area to search for activity on playback

Push Video

- Send real-time video from your phone to the NVR

Smartphone Notifications

- Get real-time notifications on your phone or tablet (iOS and Android)

Web Controller

- Embed any website

Standalone NVR/DVR Series

		Example
YVR	Hybrid DVR, 4-16 Channels, Linux, Plug-and-Play	YVR-120
ZNR	NVR, 4-32 Channels, Linux, Plug-and-Play	ZNR-126
ENR	NVR, 4-32 Channels, Linux, Advanced Features	ENR-010P
GNR	NVR, 32-72 Channels, Windows, Full Features, NVR 3	GNR-340
INR	NVR, 64-256 Channels, Windows, Mission Critical, NVR 3	INR-470

Standalone NVR/DVR Servers

Max CH	Free IP Cam License	Free Analog Cam License	PoE ports	Mini	Desktop	Tower		Rackmount			
				1 bay	2 bays	4-5 bays	6 bays	4 bays	8 bays (RAID*)	12 bays (RAID*)	16 bays (RAID*)
4	4	-	4	ENR-010P ZNR-120P							
6	2	4	0	YVR-120							
8	8	-	0	ZNR-126							
			8	ZNR-121P							
9	9	-	8	ENR-020P							
12	4	8	0	YVR-121							
16	16	-	0	ZNR-127	ENR-130						
			16		ZNR-221P						
24	8	16	0	YVR-122							
32	32	-	0					ENR-421 ZNR-423			
64	64	-	0						ZNR-424		
100	32	-	0			BNR-300 GNR-340	GNR-350				
128	64	-	0						GNR-410		
144	64	-	0						INR-406*		
256	64	-	0						INR-407*	INR-401* INR-415* INR-470*	INR-413*

Transportation NVR Servers

Max CH	Free License	PoE ports	Transportation Standalone NVR	
			1 bay	2 bays
16	16	4	MNR-320P MNR-330P	
32	16	0		MNR-310

Introduction of NVR 3 Product Family

NVR 3 is one of the most famous ACTi products – it is a professional and elegant network video recorder platform with wide range of features and extremely reliable performance!

Both standalone and software versions available.

Software editions of NVR 3

Standalone NVR options based on NVR 3
(INR and GNR series)

Unique Value of NVR 3

- Up to 200 cameras per server.
- Up to 144 channels per monitor – less TV panels needed. (unique value)
- It manages the smart events from the camera (motion, analytics, digital input).
- Supports wide range of clients: Workstation, Full web client, Lite web client, Mobile client for iOS/Android. (unique value)
- E-Map and Google Map with camera locations for intuitive monitoring.
- Can be managed with ACTi Central Management System (CMS 2) in case of large projects. The CMS can manage up to 200,000 channels. (unique value)
- Redundancy and backup services available. (unique value)
- All the upgrades free of charge (unique value)
- No annual fees (unique value)

Editions and Versions of NVR 3

- There are two **EDITIONS** of NVR 3 available – **Business** and **Corporate**.
- Depending on the scale of the project, the user can choose either NVR 3 Business or Corporate.
- It is also possible to upgrade the servers with the existing Business edition to the Corporate edition.

- There are regular updates available for both editions, usually once per quarter. These updates are called **VERSIONS**.
- ACTi offers the updates for free!
- The latest version of NVR 3 is 3.0.16.

Software Main Value Position

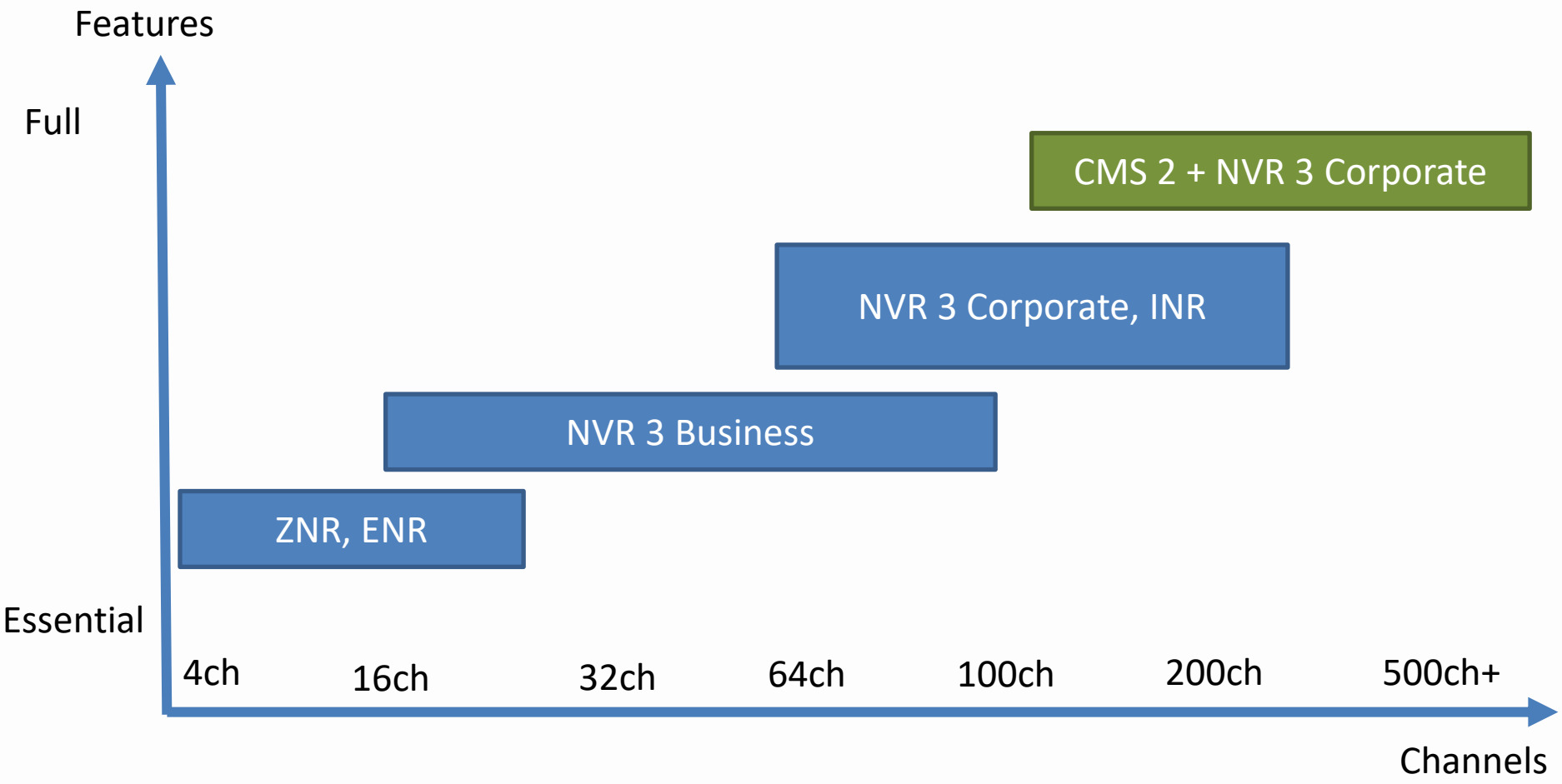

ACTi Connecting Vision

Software NVR Editions

- ACTi software NVR is called **NVR 3**.
- It has two editions – Business & Corporate.
- Business – for a single site, up to 100 channels
- Corporate – multi-site or over 100 channels

More info:
http://www.acti.com/products/software-nvr

NVR3 Edition	NVR 3 Business	NVR 3 Corporate
Maximum channels	100	200
Free licenses	32	1
Free 3rd Party Camera Channels Included	1	1
CMS Support	-	✓
Live view	✓	✓
Synchronized playback	✓	✓
Event management	✓	✓
Event by camera's audio	✓	✓
Restore video from local storage	✓	✓
Password protected Playback	✓	✓
Account lockout	✓	✓
Absolute PTZ (click target)	✓	✓
Active Directory	✓	✓
IVS camera event	✓	✓
e-Map	✓	✓
Visual Tracking	✓	✓
Google map	-	✓
Embedded websites in Live View	-	✓
Push notification	-	✓
Video Push from mobile to NVR	-	✓
Video Push from camera to NVR	-	✓
Thumbnail based search	-	✓
Dual stream recording	-	✓
POS integration	-	✓
Access control integration	-	✓
Network DIO	-	✓
Redundancy Support (N 1, N-to-N)	✓	✓
Maximum display layout grid	144	144

NVR 3 Client Options

NVR 3 Server

WORKSTATION

FULL WEB CLIENT

LITE WEB CLIENT

MOBILE CLIENT

NVR 3 Lite Web Client Introduction

In addition to already supporting Workstation client, Mobile client and Full-featured Web client, the NVR version v3.0.16 also introduces Lite Web Client option.

Lite Web Client is the simplified edition of the browser-based client application. It has **less features enabled and simpler appearance**, making it very **user-friendly** for the types of users who are not very technical and do not require full set of features.

While the Full-featured web client is available for Microsoft Edge browser (compatibility mode), the Lite web client can be used with various browsers:

- **Chrome**
- **Firefox**
- **Safari**
- **Edge**

Primary Users of the Lite Web Client

ACTi Web Client Value Position				
Role	Client PC	Workstation app	Full Web Client	Lite Web Client
IT Admin (setup)	Dedicated	Y	Y	
Security Officer	Dedicated	Y	Y	
Supervisor/ Manager	May change anytime			Y
Owner	May change anytime			Y

Full Client vs Lite Client Comparison

NVR 3 Corporate v3.0.16	Workstation Application	Web Browser		
		Full Client		Lite Client
		Edge in IE Mode (Windows 10 or later)	Chrome, Firefox, Safari, Edge (normal mode)	Chrome, Firefox, Safari, Edge (normal mode)
Live View Layouts	Up to 144 channels	Up to 144 channels	-	Up to 16 channels
Playback	Yes	Yes	-	Embedded Playback (see the next slide)
Events	Yes	Yes	-	-
PTZ control	Mouse, Joystick	Mouse, Joystick	-	Mouse only
Codec	H.265, H.264, MJPEG	H.265, H.264, MJPEG	-	H.264, MJPEG
Audio	2-way	2-way	-	Audio-in
Stream Switcher	Yes	Yes	-	Default Stream
Setup and Playback tab	Yes	Yes	-	-
Export	Yes	Yes	-	-

How to Enable Full Web Client

It is very easy to enable the NVR 3 **Full Web Client** in your **Microsoft Edge** Browser. It just requires one-time setup with a few clicks.

For the convenience, the simple instruction can be found here:
https://Download.acti.com?id=31324

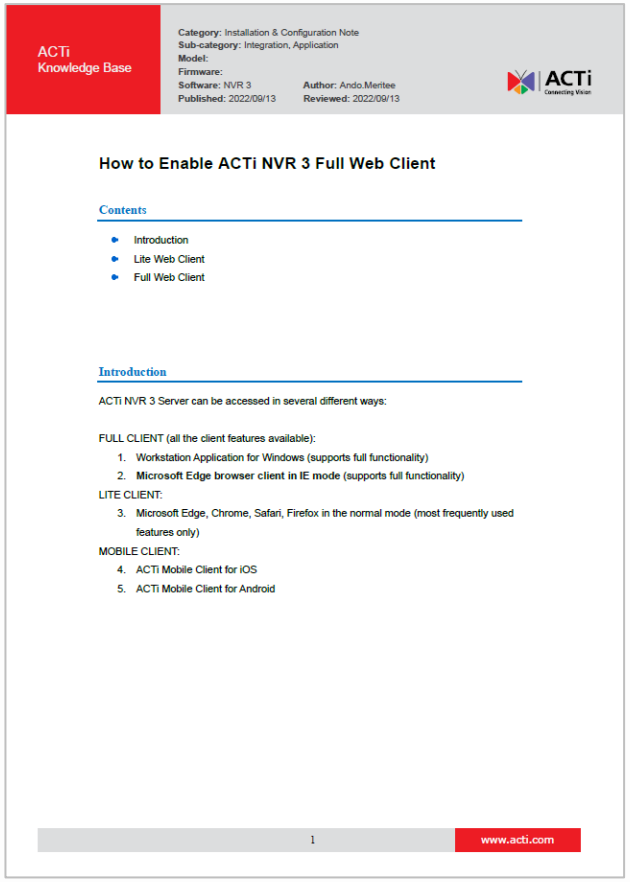

ACTi Knowledge Base

Category: Installation & Configuration Note
Sub-category: Integration, Application
Model:
Firmware:
Software: NVR 3 **Author:** Ando.Meritee
Published: 2022/09/13 **Reviewed:** 2022/09/13

How to Enable ACTi NVR 3 Full Web Client

Contents

- Introduction
- Lite Web Client
- Full Web Client

Introduction

ACTi NVR 3 Server can be accessed in several different ways:

FULL CLIENT (all the client features available):

1. Workstation Application for Windows (supports full functionality)
2. **Microsoft Edge browser client in IE mode** (supports full functionality)

LITE CLIENT:

3. Microsoft Edge, Chrome, Safari, Firefox in the normal mode (most frequently used features only)

MOBILE CLIENT:

4. ACTi Mobile Client for iOS
5. ACTi Mobile Client for Android

1 www.acti.com

Instant Playback vs Embedded Playback

While the Workstation app and the Full web client can do multi-channel playback under Playback tab, or playback pop-up on the top of the Live View layout, **the Lite Web Client uses Embedded Playback** – the playback can be used inside the Live View channel.

Embedded Playback:

Instant Playback vs Embedded Playback

In comparison, the full-featured web client and the Workstation application are using what we call “Instant Playback” – it is the pop-up of the playback window on the top of the live view.

Instant Playback:

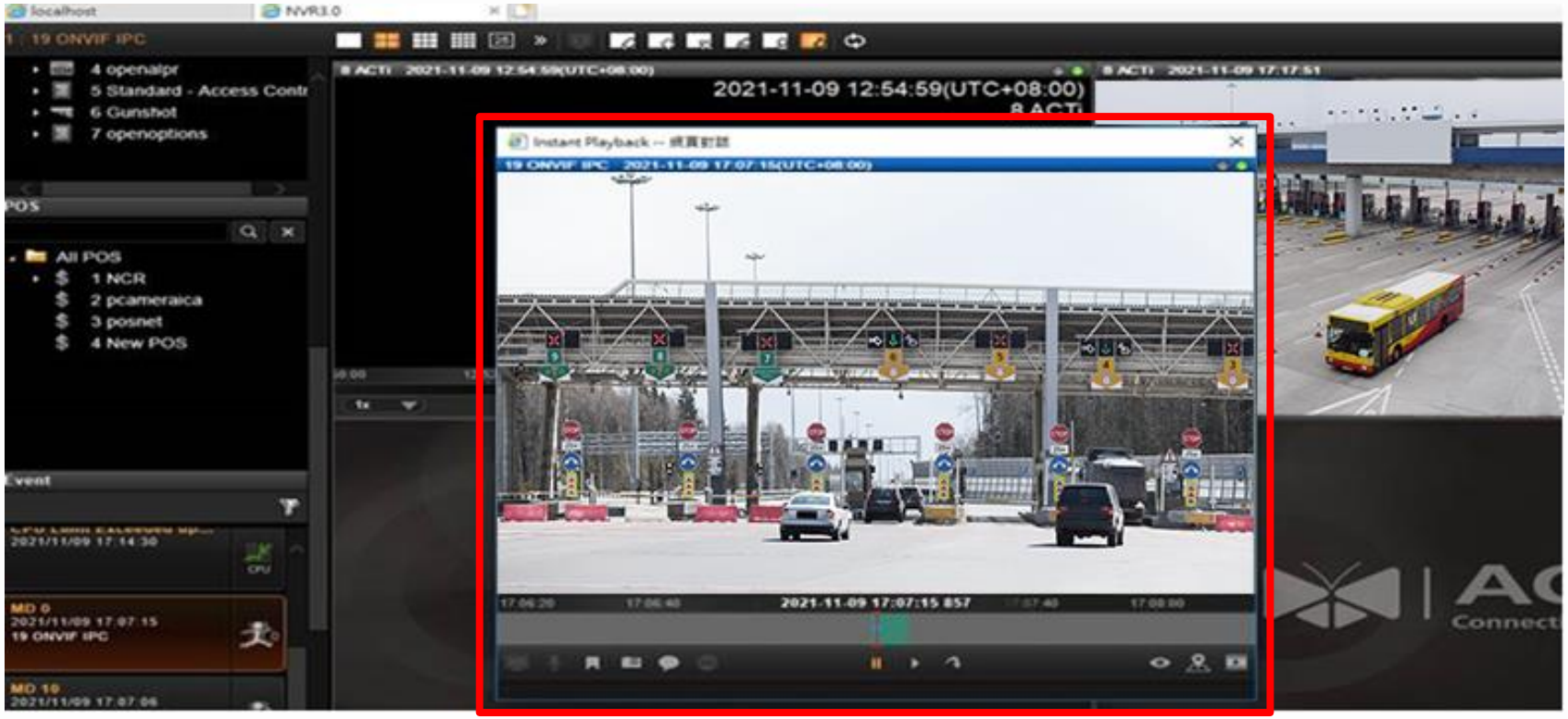

ACTi
Connecting Vision

ACTi Mobile Client App

Live View

Notifications

Push Video

Playback

DIO Controls

Two Way Audio

Search

Bookmarks

Events

Maps

TV Wall Controls

Snapshots

VMS Licensing

NVR & CMS Licenses are per camera/channel

- Licenses are not tied to your camera (easy replacement)

One-time purchase

- No annual / recurring fees
- No upgrade fees / SUP packages
- No support fees

Redundancy Solutions for NVR 3 Editions

There may be situations where the NVR server may become inaccessible, and the cameras have no recorder to send the video stream to. It could happen due to the network failure, data switch failure, power outage, human error or due to any other reasons. Even though such incidents are very unlikely to happen, the mission critical solutions should have a protection against that.

The **seamless service** can be achieved by using **NVR Redundancy Service**. It would ensure that whenever the original NVR is not accessible, the alternative system will immediately step in and start recording the video streams of the cameras belonging to the original NVR.

ACTi offers two kinds of Redundancy Service solutions: **N+1** and **N-to-N**

N+1 Redundancy

There will be an additional NVR 3 server installed in the network which will stay idle and watch over the other NVR servers. By activating the redundancy service licenses (LRDS3000) in that idle NVR 3 server, it will have the capability to watch over the other NVR 3 servers. One redundancy server can monitor up to 16 other NVR servers. If any of those NVR servers becomes inaccessible, then the redundancy server will notice it and will immediately take over the camera management of the original NVR.

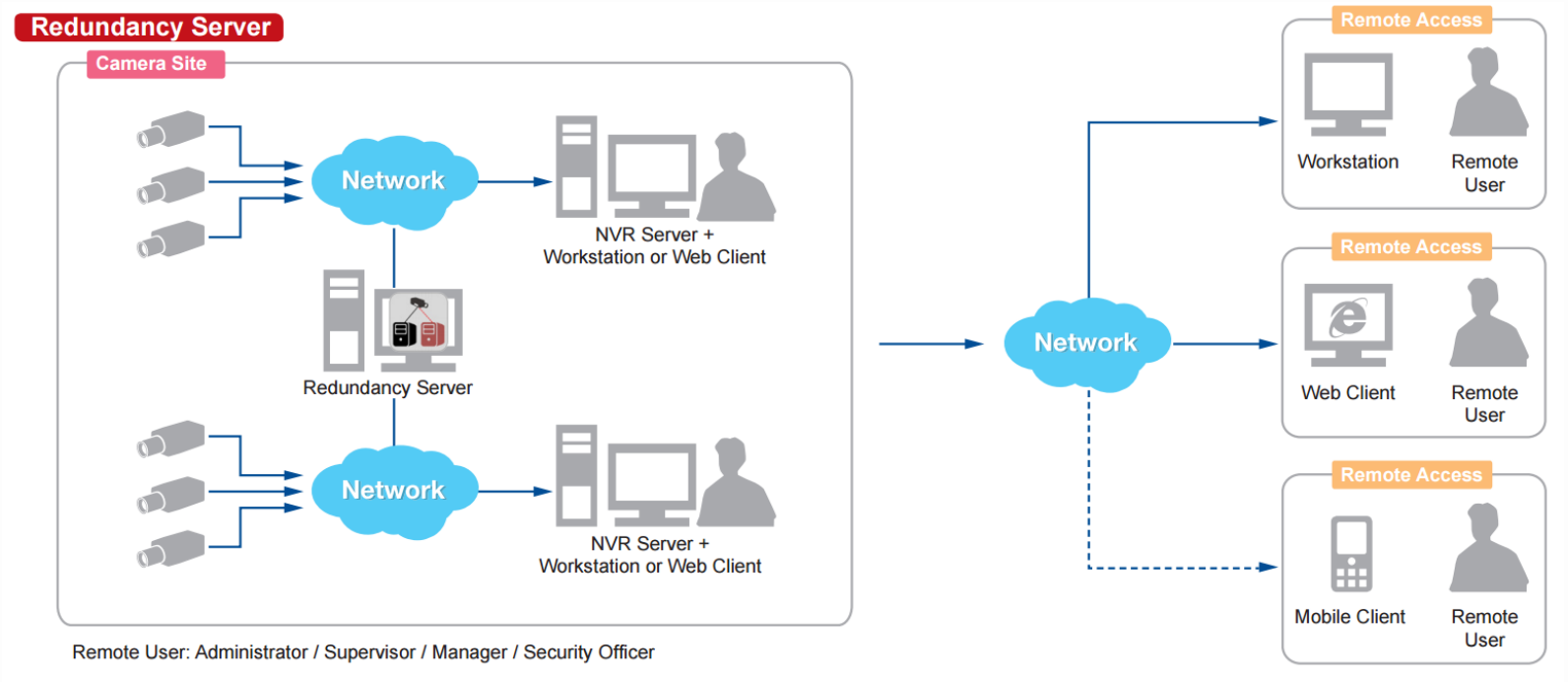

N-to-N Redundancy

There is also another way to set up the redundancy without requiring the additional server to be installed. It is called N-to-N redundancy. It means that when there is a group of NVR servers installed in the same network, they can watch over each other and take over the cameras of the inaccessible NVR server.

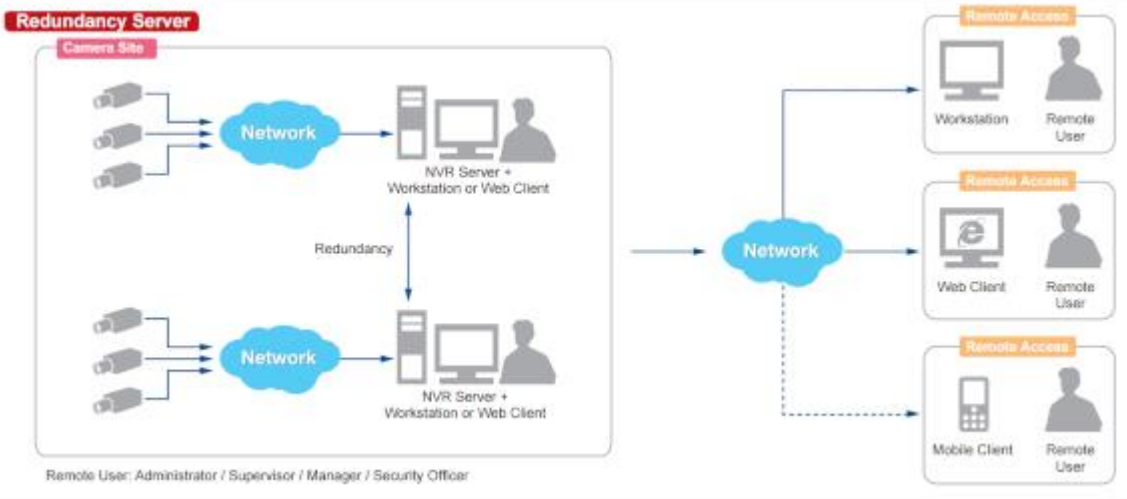

Although the additional idle server is not required, in order to achieve the redundancy capabilities, each of the NVRs must have unused video channels capacity. For example, a standalone NVR server INR-470 comes with the 64 free channels license included and can be extended up to 200 channels with add-on licenses (LNVR3003).

N-to-N Redundancy

If that server has 150 cameras of its own to manage, it could potentially take the role of watching over 50 more cameras from any other NVR server, provided that the full 200 channels capacity has been enabled with the help of LNVR3003 licenses. In such case, INR-470 becomes the redundancy server for 50 selected camera channels from any other NVR 3 in the network.

Applying the same concept to all the NVR 3 servers, they all will be able to use their surplus channel quota to act as redundancy servers.

This method also provides flexibility - you can decide which camera channels you want to serve under redundancy mode. You can skip less important channels, for example. However, if the full redundancy must be achieved in the network, then on average each NVR should have twice as many video channel licenses activated than there are cameras under that NVR.

NVR Backup

Local Backup Server

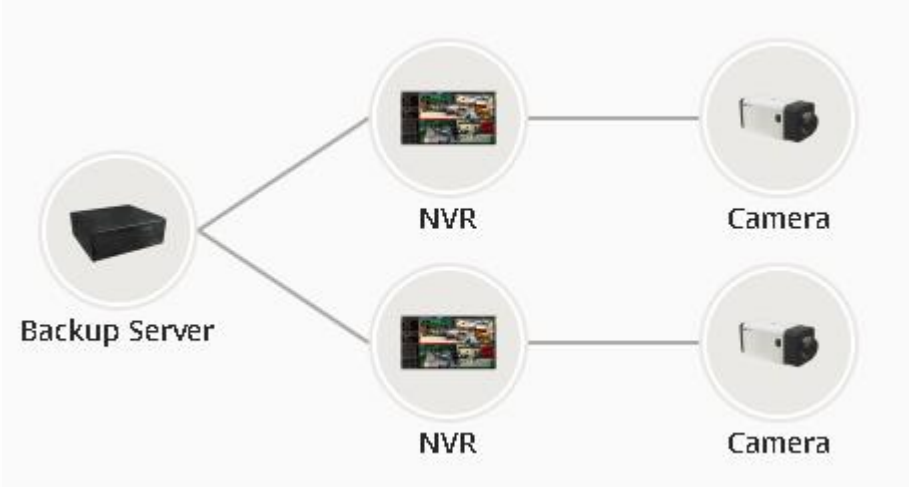

Cloud-based Backup

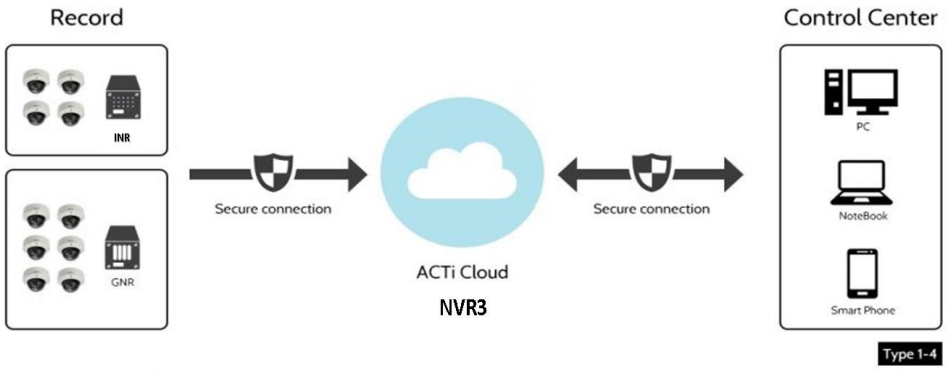

- Record in High-Definition (1080p) at local site
- Record in lower quality/frame rate in the cloud for backup

Large Projects: NVR 3 Corporate + CMS 2

ACTi video management system architecture is unique in the video surveillance industry, allowing **hundreds of thousands of cameras** to be managed from a single central system. The core of the system is the CMS server that can manage thousands of NVR servers and cameras without becoming overloaded with the video streams. The monitoring person can access any of the camera views from the same client window.

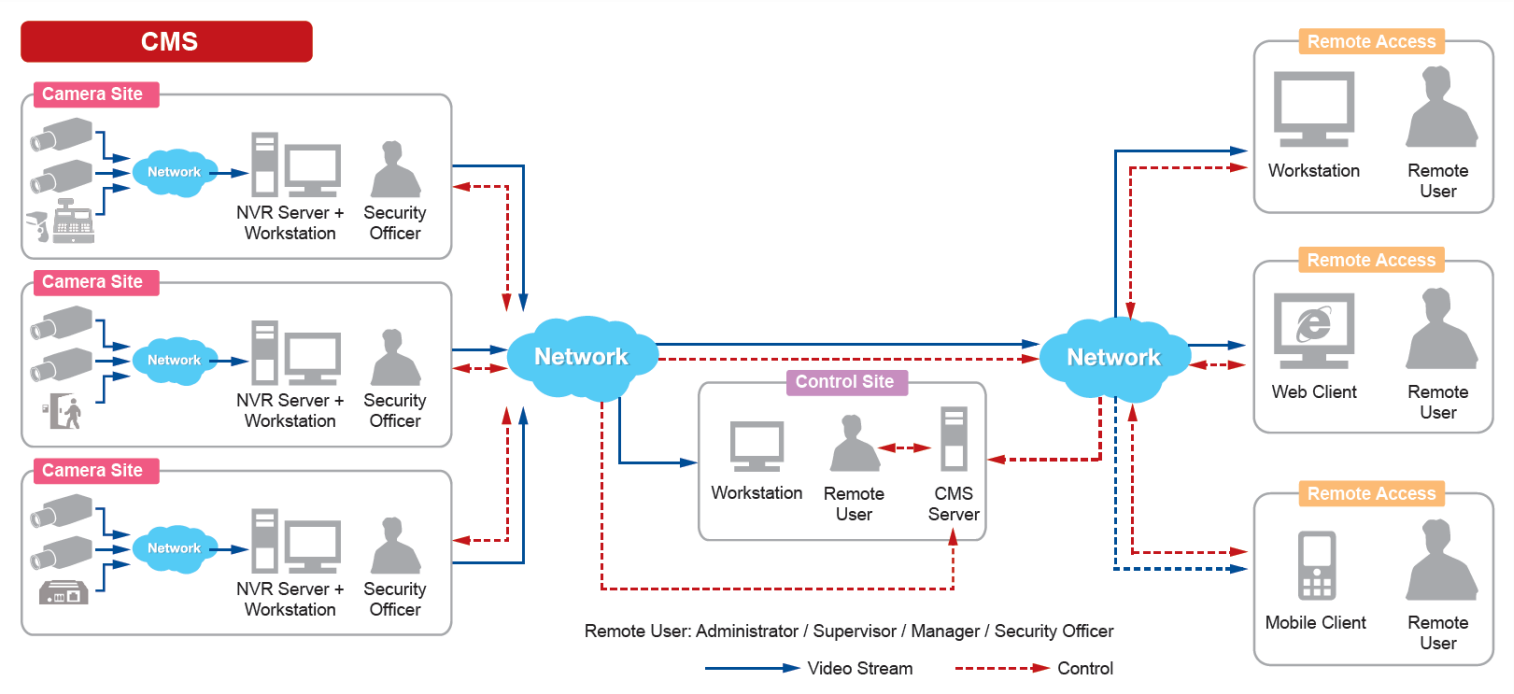

Large Projects: NVR 3 Corporate + CMS 2

The CMS Server's role is to index all the video sources and receive events from all of them (the red dotted lines), whereas the video streams (blue lines) never go through the CMS Server itself but are transmitted from the NVR servers to the CMS Clients directly.

The CMS Client connects to the CMS Server to receive the information about all the permitted video sources. Then, based on the pre-defined layout of the user, the CMS Server notifies the client which NVR is responsible for which video source in the given layout. After that, the client knows how to connect to all those sources directly. By doing so, the video streams related traffic will be distributed without giving any burden to the CMS Server.

Thanks to this unique solution architecture, the CMS Server can manage a large number of video sources.

The standard CMS edition that can be downloaded from ACTi website supports up to **6400 video channels**, using the add-on licenses. However, this is not the maximum limit of the CMS Server. The default limit of 6400 has been set to allow highly reliable system performance under most server hardware configurations.

Based on the performance tests, the best server hardware in the market today can run CMS Server with **200 000 channels** with high system reliability.

Each month, newer and more powerful computers are introduced to the market, with better CPU and GPU performances. Therefore, **there is no final maximum channel limit of ACTi CMS Server**. It will grow as the hardware technology advances.

Control Center Examples





ACTi NVR Solution Partners

ACTi NVR has been integrated with serval well-known software brands:

- **POS**

- **Access Control**

- **Network DIO**

- **Alarm Verification**

Other Products

System Health Management

SHM-102

- Monitors the health ACTi NVR 3 Servers, CMS Servers, TV Wall Servers and Cameras
- Send email notification for issues
- Reports and graphs
- Map based monitoring with instant alerts
- License (LMAS50000) is required per each managed server (NVR, CMS, TV Wall)
- The health management plug-in will be installed in each target server.
- The System Health Management server (SHM-102) will be able to monitor the servers via plug-in.

System Health Management

Features		SHM-102
Managed products for health status	Cameras via ACTi NVR 3	Y
	NVR 3, GNR, INR	Y
	CMS 2	Y
	TV Wall Server	Y
Health data	Basic product status	Y
	Details	Y
	server's system status	Y
Health Management	Display health status on web client	Y
	Issue ticket auto-generation & assignment	Y
Scalability	Maximum number of managed devices	up to 200 NVR servers with related cameras with single SHM architecture
Solution installation	Solution options	Use standalone only
	Works outside SHM	Must install plugin to all the managed Windows-based servers, including NVR 3, CMS 2, TV Wall.
Licensing	License unit	Per plugin

System Health Management Architecture

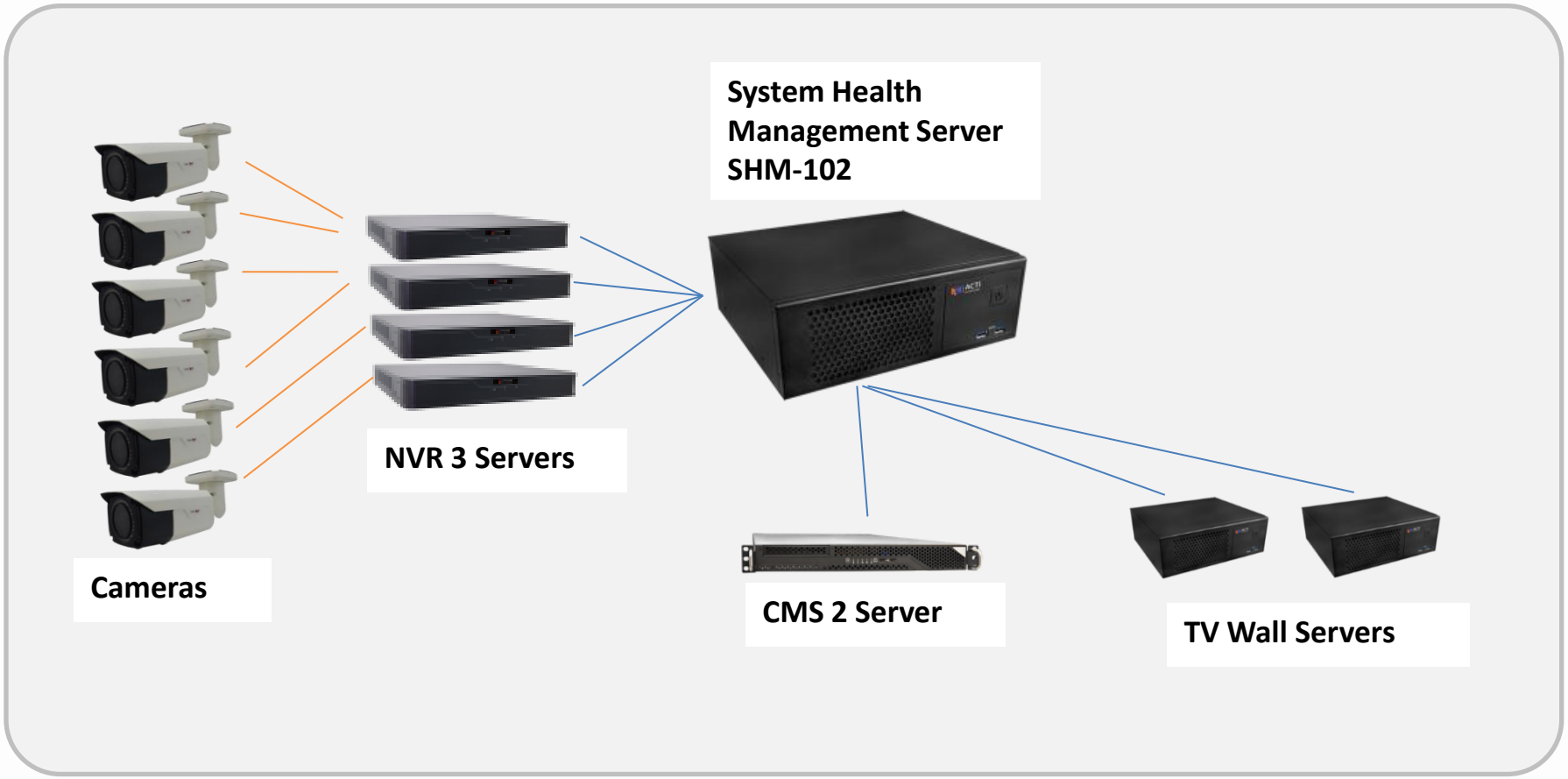

In this example, there are totally 13 managed items via 7 servers. The SHM license LMAS5000 is required for each of those 7 servers. The plug-in shall be installed in each of those 7 servers.

Access Control Standard Server Introduction

Access Control Standard Server (ACSS) is an easy-to-use access control software for managing **employees and visitors access** through the doors and gates as well as managing **employee attendance**.

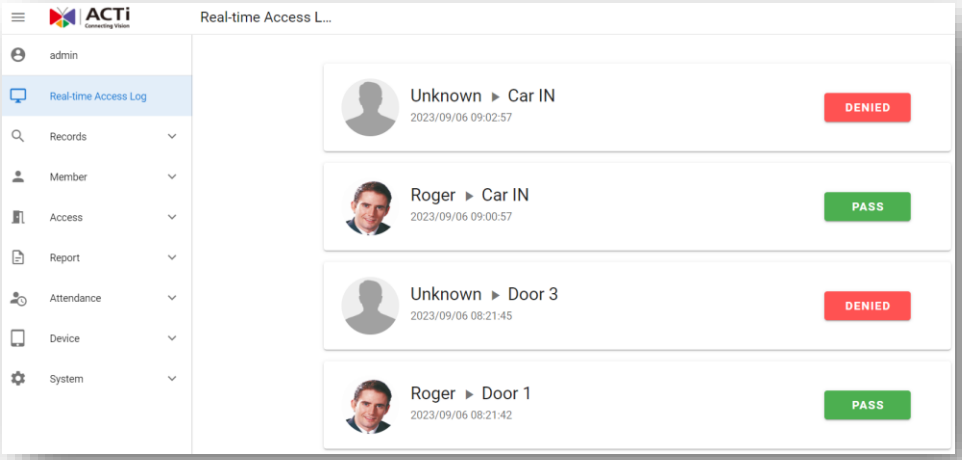

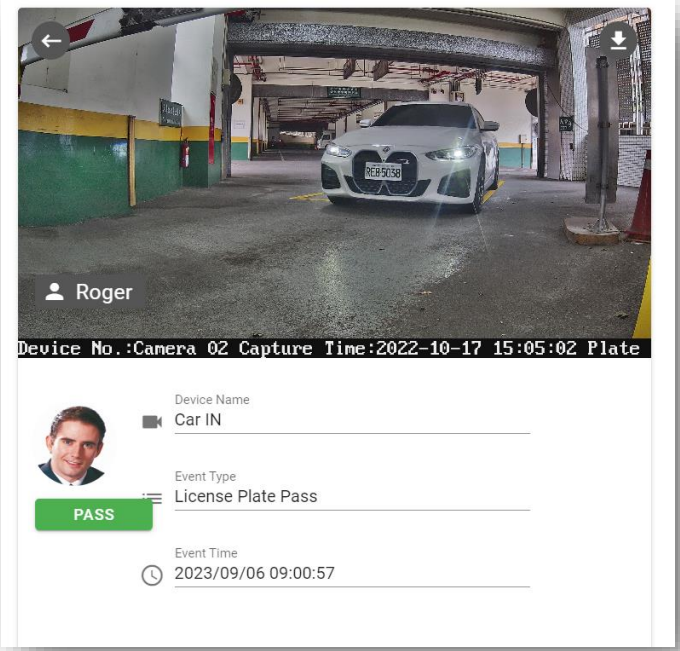

Access Control Standard Server Introduction

Attendance Management

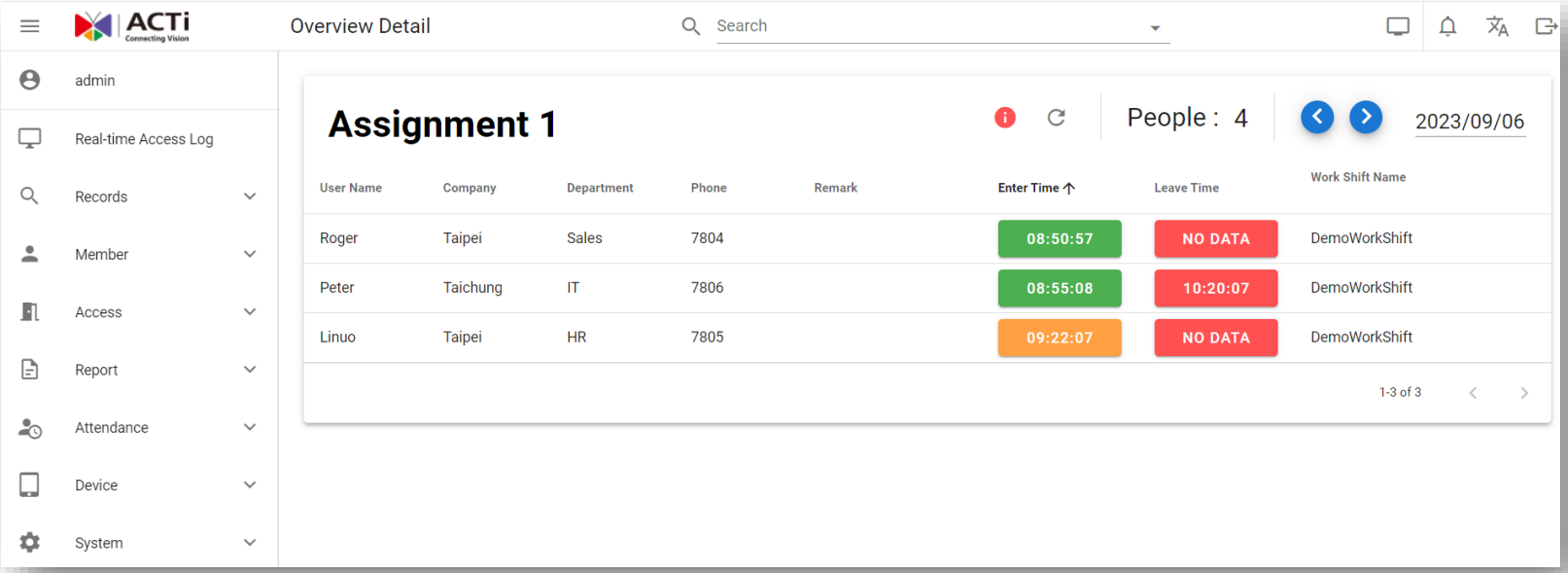

Access Control Standard Server Introduction

- ACTi offers standalone version of Access Control Standard Server (model ACS-100)
- Most access control solution manufacturers only offer the software-based server, which requires the management of an additional computer, which is IT overhead and a security risk.
- ACTi door stations do the identification process within the door unit without requiring any server-side computing resources. It also eliminates the risk of unstable access control process due to server overload or network failures, which may happen to the other vendors' software that uses server-side identification.
- ACTi offers full solution: software and all the devices. This way the customer does not need to worry about having multiple systems from different vendors.

System Architecture

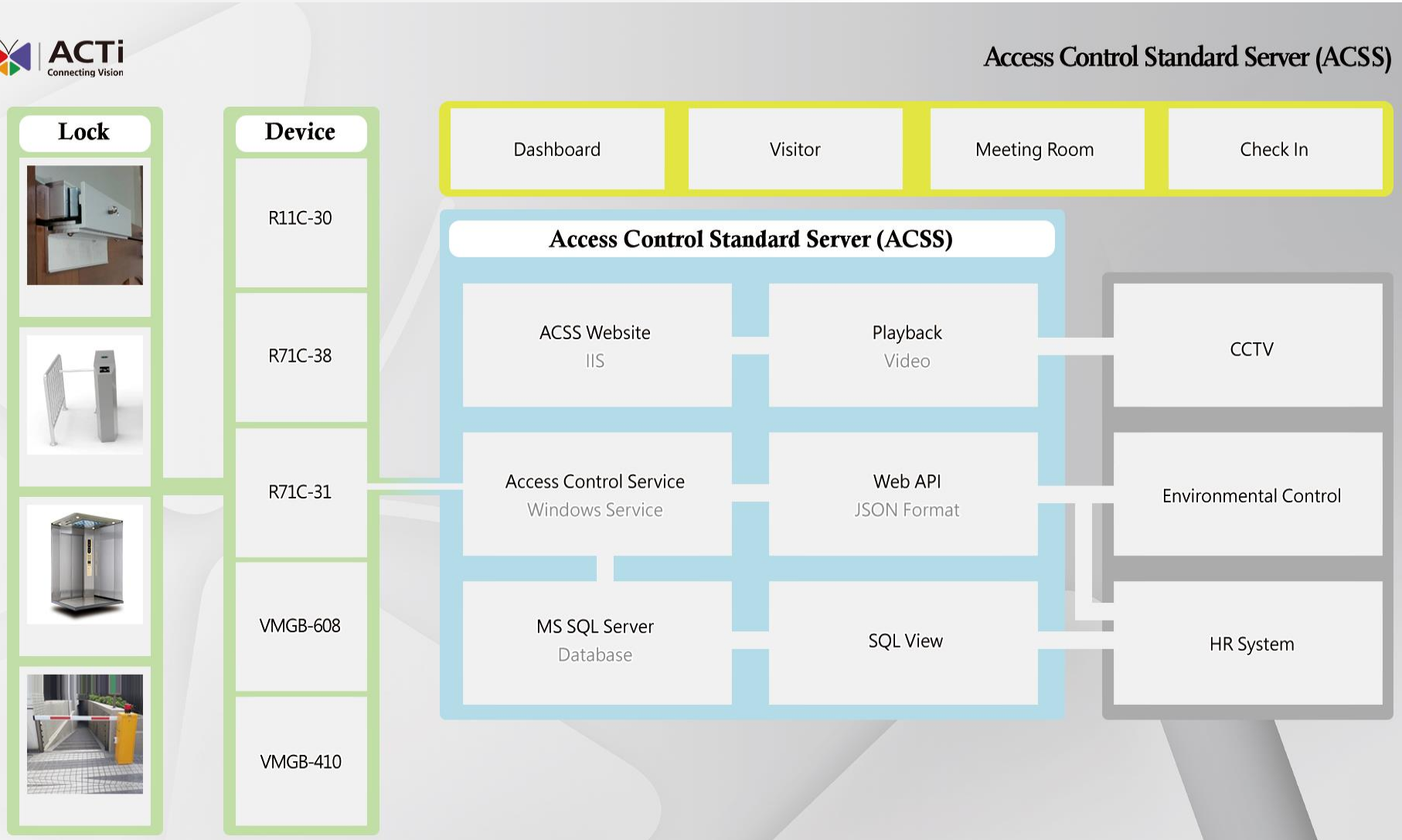

System Flow

ACSS Server
(Access Control Server)

↔

Data Switch

↔

Access Control Device
(Card, Face Reader)

1. Create User Profile (card number, face photo)
2. Send User Profile into Devices (White List)
3. Device controls the door directly
4. Access log is stored in the device
5. The server fetches the access log
6. The server creates the report

Integrated Products

The most frequently used products supported by ACSS server:

R11C-30
RFID
Card Reader

Card DB: 16000
Elevators up to 64 floors

Supported cards:
Mifare (including Easy Card)
EM

R71CF-38
Face Recognition
Door Station

Face DB: 6000
Photo based profiles
Recognition distance 0.5m-3m

Supported cards:
Mifare (including Easy Card)
EM

R72FT-31
Face Recognition
& Fever Detection
Door Station

Face DB: 6000
Photo based profiles
Recognition distance 0.5m-3m

Supported cards:
Mifare (including Easy Card)

VMGB-410
ALPR Camera

Deep learning based ALPR

Speed <60km/h

Identification: 4.5m-30m

ALPR supported countries: Taiwan

ACSS Live Demo

Welcome to try the free demo of ACSS server

http://acss.acti.com/

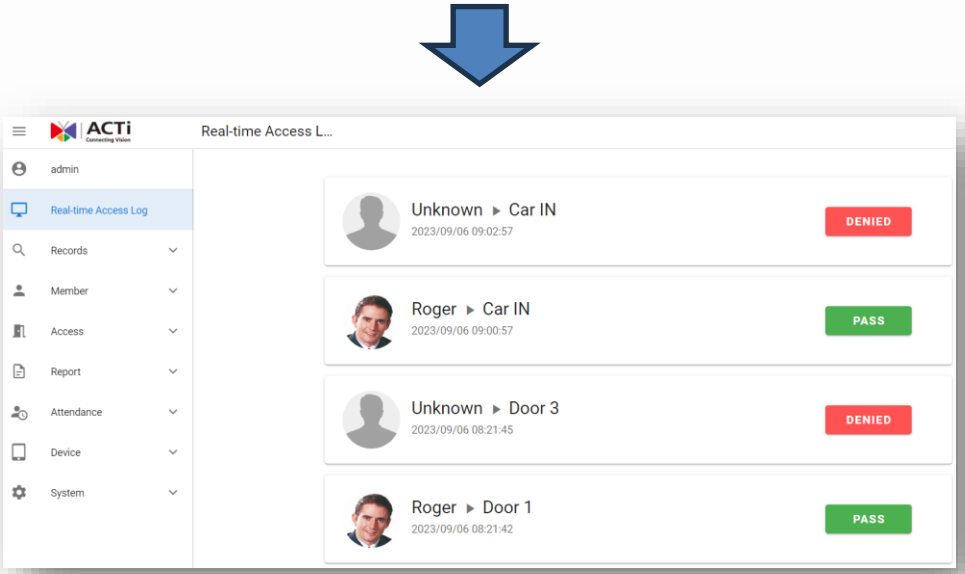

VMS Analytics

- Camera Based (Security / Retail)
- Software/Standalone Server Based (with **Artificial Intelligence**)

Security

- Line Crossing
- Enter Area
- Missing Object
- Unattended Object
- Loitering
- Tamper
- Auto-tracking

Vehicle Analysis

- Vehicle Detection
- License Plate Recognition
- Vehicle Make & Color

Facial Analysis

- Face Detection
- People Detection
- Facial Recognition

NVR 3 Live Demo

NVR 3 Corporate Live Demo

Welcome to try the basic live demo of ACTi NVR 3 Corporate!

You can use any of the browsers (Edge, Chrome, Firefox, Safari).
Enter the address nvr.acti.com, user: guest, password: 123456

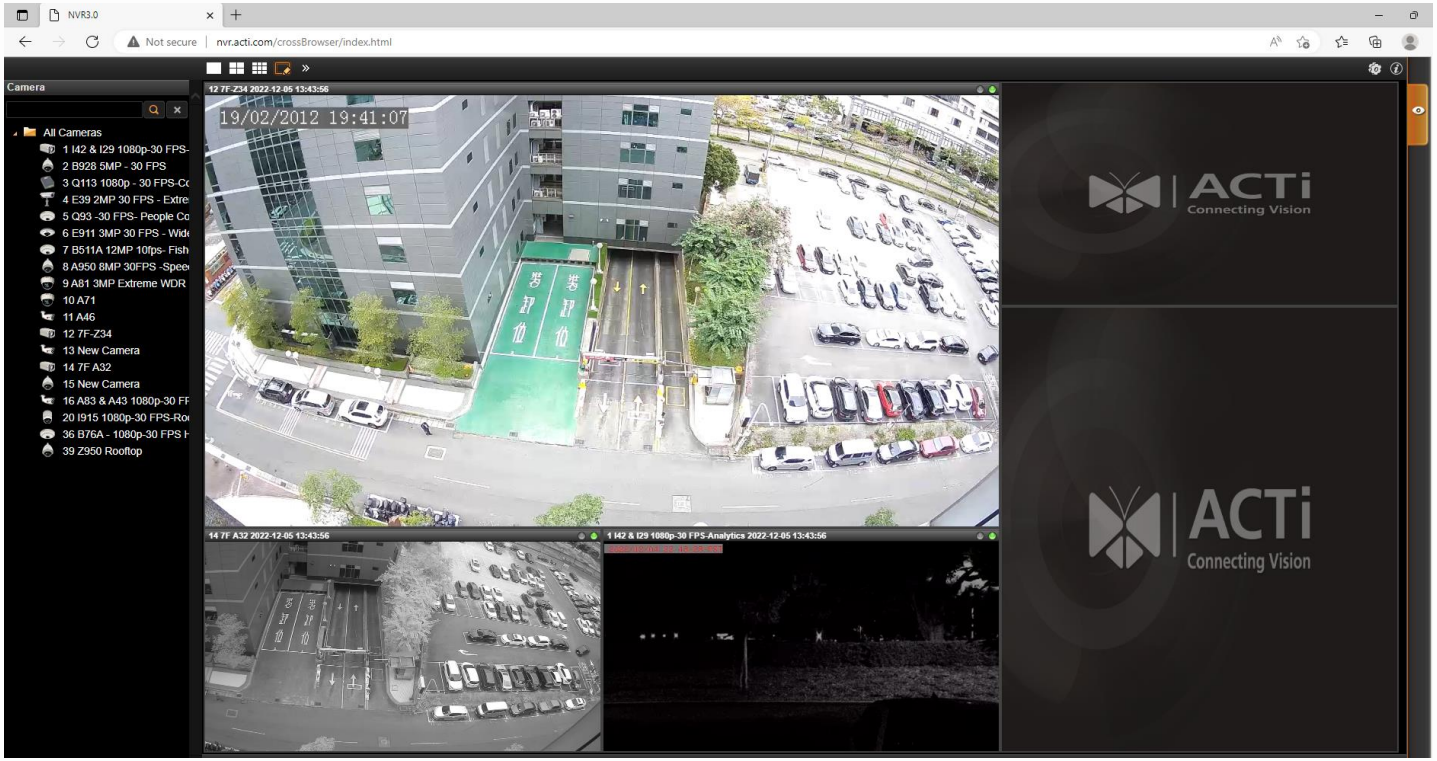

For full demo (including playback, setup and other features), please contact ACTi representative or register to become ACTi member.

NVR 3 Corporate Live Demo

You can also test the live demo with **ACTi Mobile Client**.

Install ACTi Mobile Client to your mobile device (Android or iOS).
User: demo, password: 123456; or use your ACTi membership credentials.

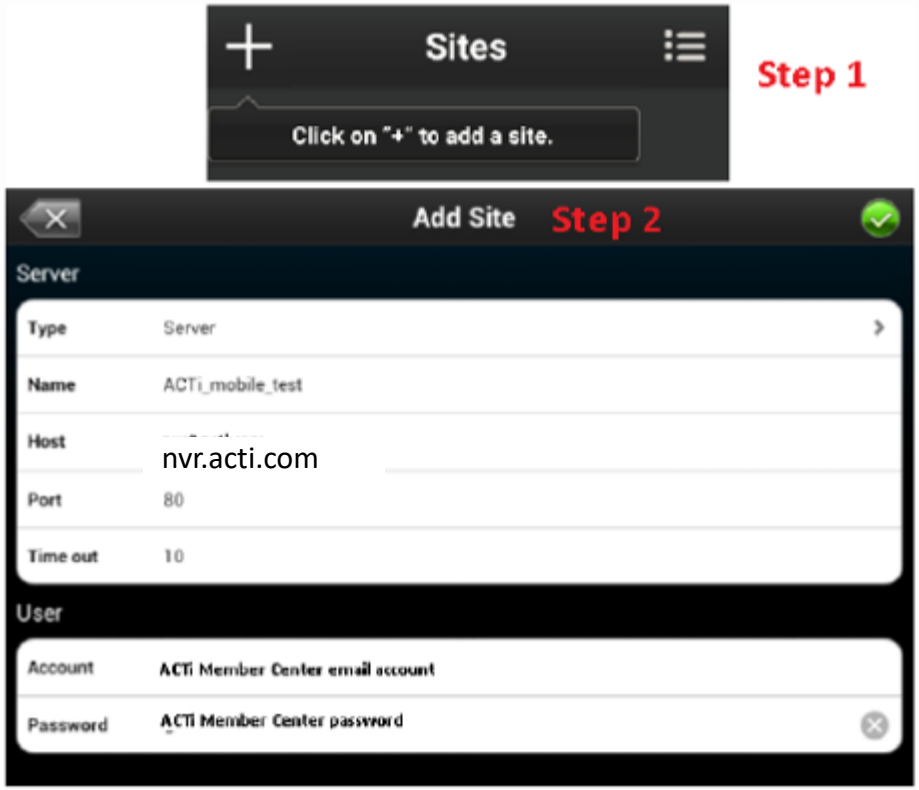

Work with ACTi

Support in All Project Stages

Product Selection (Matrix)

Competitive Cross Over



Spec/Video Comparison

Project POC

Project Win

Demo → Product Selection → Solution Design → Proposal Completion → Win with ACTi → **Support**

Demo Site

Product Selector

Project Planner Tools

Proposal Generator

Customer Helpdesk

Project Planner

ACTi has the widest range of professional project planning tools available in the market. ACTi customers can enjoy these tools for free.

ACTi tools help you succeed even without learning about products and solutions!

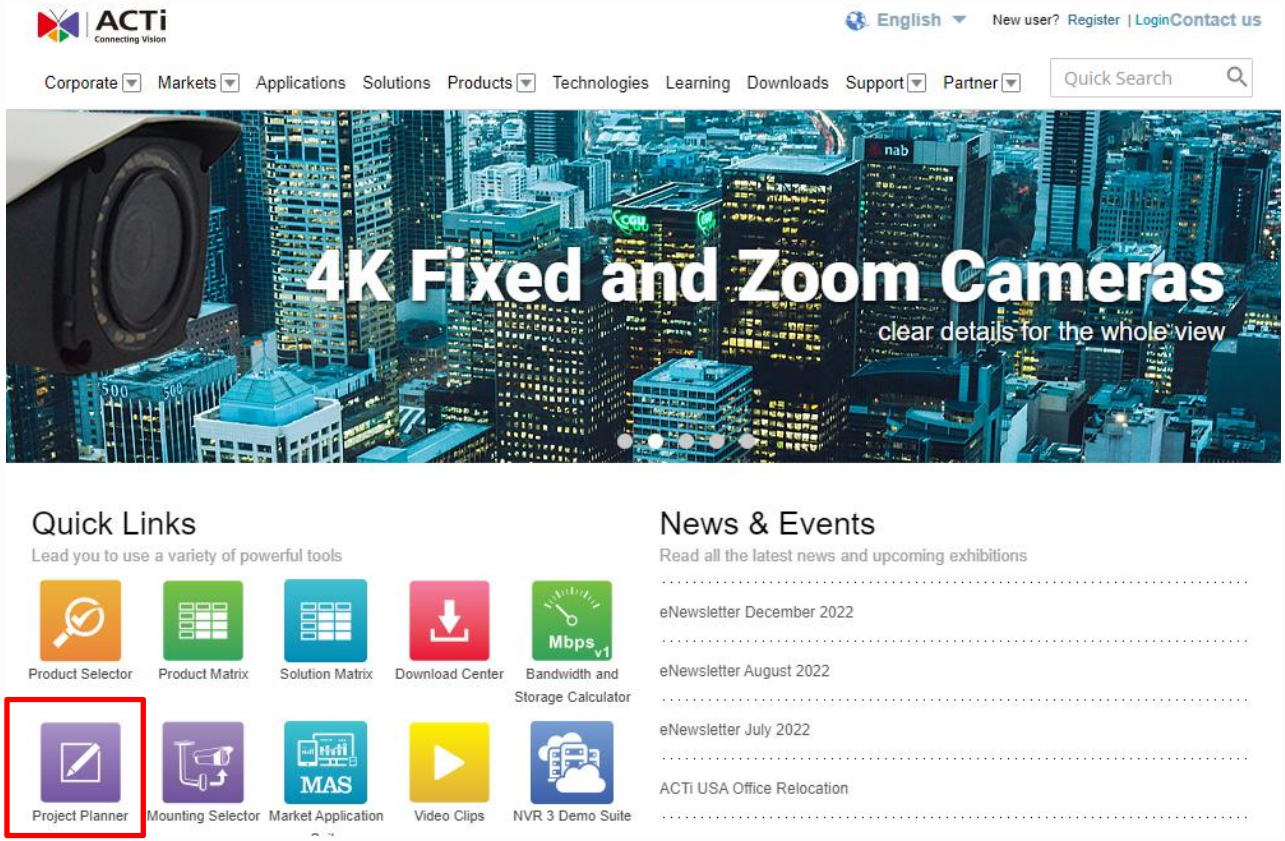

Project Planner

Products

- Cameras
- Standalone Video Management System
- Software Video Management System

Solution

- Solution Validator

Cameras

Camera Selection

- Camera Selector
- Covert Camera Selector
- NEW People Counting Camera Selector
- NEW Face Analysis Camera Selector
- NEW ALPR Camera Selector
- Camera Matrix

Calculation and Validation

- Lens Calculator
- Floor Planner

Related Products Selection

- Mounting Accessory Selector
- PoE Switch Selector

Direct link:
https://www.acti.com/ProjectPlanner/

Technical Support

ACTi provides **free** **real-time technical support** service to all the customers who have purchased the products through the authorized distribution channels.

Remote access for instant troubleshooting. Service tickets for effective fix-up.

- **Customer Helpdesk Platform (CHD):**

  www.acti.com/chd

  It is web interface where the issues are registered and resolved.

- **Phone:**

  US: +1-866-410-2284 (Support office in Irvine, California)

  Mon-Fri 9am to 8pm EST

Become a Member

Become ACTi member to enjoy the following benefits:

- Download ACTi software, firmware and other resources
- Get full support of our products and solutions
- Try live demos for free
- Join free webinars and online courses
- Receive the latest news and information
- Know the MSRP of all the products
- Build your own ACTi.com in Partner Portal

It is free! Register now.

Go to: www.acti.com

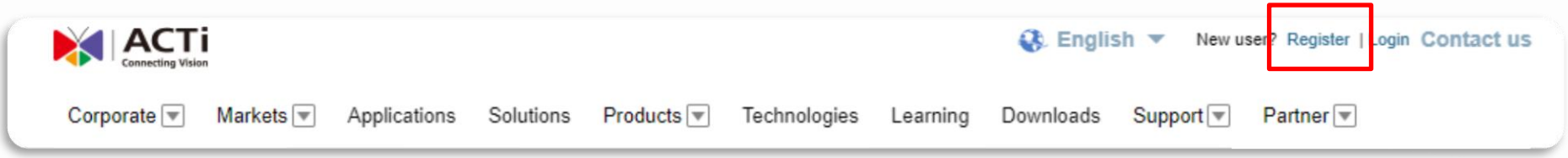

Thank You